

Benefits

Detecting flaws at these early stages during the building process allows correction of the problems and decreases the amount of defects in finished tires thus increasing output.

The compact SpliceChecker and Preparation Splice Monitor systems can be added to existing machinery as well as designed into new tire building machines.

The systems are customizable to fit different mechanical situations as well as capable of being integrated into a number of PLC architectures.

**Development Center
X-ray Technology EZRT
a division of Fraunhofer Institute for
Integrated Circuits IIS
in cooperation with Fraunhofer IZFP**

Management of the Institute
Prof. Dr.-Ing. Albert Heuberger
(executive)
Dr.-Ing. Bernhard Grill


Division director
Prof. Dr.-Ing. Randolph Hanke

Flugplatzstraße 75
90768 Fürth, Germany
info-ezrt@iis.fraunhofer.de


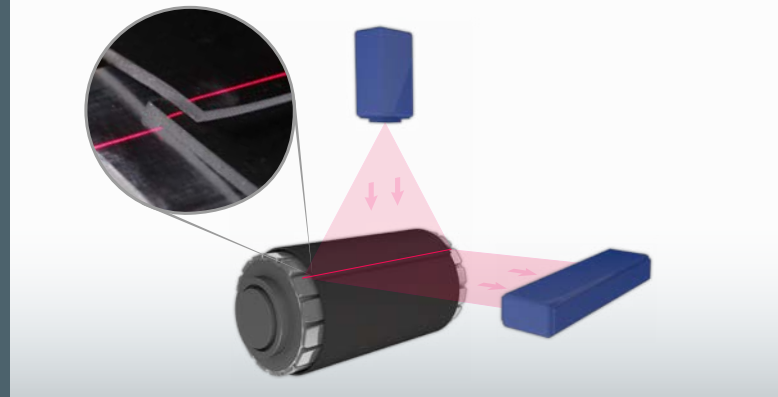
Contact
Dr. Günther Kostka
Phone +49 911 58061-7251
Fax +49 911 58061-7299
guenther.kostka@iis.fraunhofer.de

www.iis.fraunhofer.de/ezrt

QUALITY CONTROL SYSTEMS FOR THE TIRE BUILDING PROCESS



PRINCIPLE OF OPERATION



Motivation

Monitoring of critical parameters during the tire building process is a vital measure to ensure tires of consistently high quality.

The SpliceChecker and Preparation Splice Monitor measurement systems were developed by Fraunhofer IIS in close cooperation with key tire manufacturers, providing measurement of a variety of important parameters with high accuracy.

The laser-based systems measure the splice over the entire width of the material. Due to the complete coverage of the material, additionally to the splice overlap the transversal position of the side edges can be measured and defects like dog ears or misalignment can be detected automatically.

SPLICECHECKER

The SpliceChecker system measures the splice of material on the building drum along with a number of additional process relevant parameters like material centricity, offset, etc. The system can be used on material layers from innerliner to tread.

PREPARATION SPLICE MONITOR

The preparation splice monitoring system PSM was designed to measure the splice of preparation material inline over the entire material width. Using two sheet-of-light measurement systems capturing both surfaces simultaneously, this system accurately measures the preparation splice with high resolution and is also capable of detecting other manufacturing flaws like dog ears, etc.

Technical Data

Typical splice measurement sensors at the tire building drum

Drum rotation speed:	2000 mm/s
Measurement frequency:	6.6 kHz
Tangential measurement accuracy:	0.1 mm
Measurement range	
Measurement width (axial):	300 mm - 1000 mm
Measurement height (radial):	20 mm
Measurement distance (radial):	50 mm - 1000 mm
Measurement resolution	
Height resolution (radial):	70 µm
Axial resolution:	0.2 mm - 0.7 mm
Tangential resolution:	0.3 mm

Typical inline preparation splice measurement sensors

Measurement range	
Measurement width (transversal):	700 mm
Measurement height:	40 mm
Measurement distance:	50 mm
Measurement resolution	
Transversal:	0.5 mm
Longitudinal:	0.3 mm

The measurement is synchronized with the drum rotation speed via rotary encoder signal.

All technical data including the housing dimensions and the measurement distance can be adapted within a wide range to the specific customer's requirements.